

Item description

According to EN 61984, pluggable connectors without current interrupting capacity shall not be mated and unmated when live or under load.

Data

Electrical data

Ratings per IEC/EN 60664-1

Rated voltage (III / 3)	500 V
Rated impulse voltage (III / 3)	6 kV
Rated current	32 A

Connection data

Connection technology	CAGE CLAMP®
Actuation type	Operating tool
Connectable conductor materials	Copper
Nominal cross section	4 mm ²
Solid conductor	0.08 ... 4 mm ² / 28 ... 12 AWG
Fine-stranded conductor	0.08 ... 4 mm ² / 28 ... 12 AWG
Strip length	8 ... 9 mm / 0.31 ... 0.35 inch
No. of poles	2
Total number of connection points	2
Total number of potentials	2
Type of wiring	Front-entry wiring

Geometrical Data

Width	10 mm / 0.394 inch
Height	45.2 mm / 1.78 inch
Depth	18.3 mm / 0.72 inch
Module width	5 mm / 0.197 inch

Mechanical data

Marking level	Side marking
---------------	--------------

Plug connection

Contact type (pluggable connector)	Female connector/socket
Connector connection type	for conductors

Material Data


Color	green-yellow, gray
Insulating material	Polyamide 66 (PA 66)
Fire load	0.108 MJ
Weight	6.372 g

Commercial data



Country of origin	DE
GTIN	4045454701192
Customs Tariff No.	85366990990

Approvals / Certificates

Country specific Approvals

Logo	Approval	Additional Approval Text	Certificate name
	CSA DEKRA Certification B.V.	C22.2 No. 158	1101144

UL-Approvals

Logo	Approval	Additional Approval Text	Certificate name
	UR Underwriters Laboratories Inc.	UL 1059	E45172
	UR Underwriters Laboratories Inc.	UL 1977	E45171

Compatible products

Protective Warning Marker



Item no.: 280-415
Protective warning marker; with high-voltage symbol, black; for 5 terminal blocks

280-415

Jumper



Item no.: 769-402
Miniature adjacent jumper; insulated; suitable for 1-conductor female plugs

769-402

check



Item no.: 210-136
Test plug; 2 mm Ø; with 500 mm cable

210-136



Item no.: 210-137
Test plug; 2.3 mm Ø; with 500 mm cable

210-137

Insulation stop



Item no.: 769-470
Insulation stop; 0.08 - 0.2 mm² "s" (0.14 mm² "f-st"); 5 pieces/strip

769-470



Item no.: 769-471
Insulation stop; 0.25 - 0.5 mm²; 5 pieces/strip

769-471



Item no.: 769-472
Insulation stop; 0.75 - 1 mm²; 5 pieces/strip

769-472

Strain relief plate



Item no.: 769-1602
Strain relief housing

769-1602



Item no.: 769-411
Strain relief plate

769-411

Male plug



Item no.: 769-602
1-conductor male connector; 4 mm²; Pin spacing 5 mm; 2-pole

769-602



Item no.: 769-602/001-000
1-conductor male connector; Snap-in mounting feet; 4 mm²; Pin spacing 5 mm; 2-pole

/001-000

769-602



Item no.: 769-602/002-000
1-conductor male connector; clamping collar; 4 mm²; Pin spacing 5 mm; 2-pole

/002-000

769-602



Item no.: 769-602/004-000
1-conductor male connector; Feedthrough flange; 4 mm²; Pin spacing 5 mm; 2-pole

/004-000

769-602



Item no.: 769-602/005-000
1-conductor male connector; Snap-in flange; 4 mm²; Pin spacing 5 mm; 2-pole

/005-000
















769-602



















Item no.: 769-602/006-000
1-conductor male connector; Snap-in flange; 4 mm²; Pin spacing 5 mm; 2-pole

/006-000

769-602

	Item no.: 769-632 THT male header; 1.0 x 1.0 mm solder pin; straight; Pin spacing 5 mm; 2-pole	769-632
	Item no.: 769-632/000-036 THT male header; 1.0 x 1.0 mm solder pin; straight; Pin spacing 5 mm; 2-pole	769-632 /000-036
	Item no.: 769-632/003-000 THT male header; 1.0 x 1.0 mm solder pin; straight; clamping collar; Pin spacing 5 mm; 2-pole	769-632 /003-000
	Item no.: 769-632/003-036 THT male header; 1.0 x 1.0 mm solder pin; straight; Pin spacing 5 mm; 2-pole	769-632 /003-036
	Item no.: 769-632/004-000 THT male header; 1.0 x 1.0 mm solder pin; straight; Pin spacing 5 mm; 2-pole	769-632 /004-000
	Item no.: 769-632/007-000 THT male header; 1.0 x 1.0 mm solder pin; straight; clamping collar; Pin spacing 5 mm; 2-pole	769-632 /007-000
	Item no.: 769-662 THT male header; 1.0 x 1.0 mm solder pin; angled; Pin spacing 5 mm; 2-pole	769-662
	Item no.: 769-662/003-000 THT male header; 1.0 x 1.0 mm solder pin; angled; clamping collar; Pin spacing 5 mm; 2-pole	769-662 /003-000
	Item no.: 769-662/004-000 THT male header; 1.0 x 1.0 mm solder pin; angled; Pin spacing 5 mm; 2-pole	769-662 /004-000
Marking accessories		
	Item no.: 2009-145 Mini-WSB Inline; for Smart Printer; on reel; stretchable 5 - 5.2 mm; plain; snap-on type	2009-145
	Item no.: 2009-145/000-002 Mini-WSB Inline; for Smart Printer; on reel; stretchable 5 - 5.2 mm; plain; snap-on type	2009-145 /000-002
	Item no.: 2009-145/000-005 Mini-WSB Inline; for Smart Printer; on reel; stretchable 5 - 5.2 mm; plain; snap-on type	2009-145 /000-005
	Item no.: 2009-145/000-006 Mini-WSB Inline; for Smart Printer; on reel; stretchable 5 - 5.2 mm; plain; snap-on type	2009-145 /000-006
	Item no.: 2009-145/000-007 Mini-WSB Inline; for Smart Printer; on reel; stretchable 5 - 5.2 mm; plain; snap-on type	2009-145 /000-007
	Item no.: 2009-145/000-012 Mini-WSB Inline; for Smart Printer; on reel; stretchable 5 - 5.2 mm; plain; snap-on type	2009-145 /000-012

	Item no.: 2009-145/000-023 Mini-WSB Inline; for smartPRINTER; on reel; stretchable 5 - 5.2 mm; plain; snap-on type	/000-023	2009-145
	Item no.: 2009-145/000-024 Mini-WSB Inline; for Smart Printer; on reel; stretchable 5 - 5.2 mm; plain; snap-on type	/000-024	2009-145
	Item no.: 210-805 Labels; for Smart Printer		210-805
	Item no.: 210-805/000-002 Labels; for Smart Printer	/000-002	210-805
	Item no.: 210-831 Marking strips; on reel; 2.3 mm wide; plain; Self-adhesive		210-831
	Item no.: 210-832 Marking strips; on reel; 3 mm wide; plain; Self-adhesive		210-832
	Item no.: 210-834 Marking strips; on reel; 5 mm wide; plain; Self-adhesive		210-834
	Item no.: 248-501 Miniature WSB Quick marking system; plain; Marker width 5 mm; 10 strips with 10 markers per card		248-501
	Item no.: 248-501/000-002 Mini-WSB marking card; as card; not stretchable; plain; snap-on type	/000-002	248-501
	Item no.: 248-501/000-005 Mini-WSB marking card; as card; not stretchable; plain; snap-on type	/000-005	248-501
	Item no.: 248-501/000-006 Mini-WSB marking card; as card; not stretchable; plain; snap-on type	/000-006	248-501
	Item no.: 248-501/000-007 Mini-WSB marking card; as card; not stretchable; plain; snap-on type	/000-007	248-501
	Item no.: 248-501/000-012 Mini-WSB marking card; as card; not stretchable; plain; snap-on type	/000-012	248-501
	Item no.: 248-501/000-017 Mini-WSB marking card; as card; not stretchable; plain; snap-on type	/000-017	248-501
	Item no.: 248-501/000-023 Mini-WSB marking card; as card; not stretchable; plain; snap-on type	/000-023	248-501
	Item no.: 248-501/000-024 Mini-WSB marking card; as card; not stretchable; plain; snap-on type	/000-024	248-501

General accessories



Item no.: 769-436

Jumper cover; for 1-conductor female plugs; for 5 poles

769-436

ferrule



Item no.: 216-101

Ferrule; Sleeve for 0.5 mm² / AWG 22; uninsulated; electro-tin plated

216-101



Item no.: 216-102

Ferrule; Sleeve for 0.75 mm² / AWG 20; uninsulated; electro-tin plated

216-102



Item no.: 216-103

Ferrule; Sleeve for 1 mm² / AWG 18; uninsulated; electro-tin plated

216-103



Item no.: 216-104

Ferrule; Sleeve for 1.5 mm² / AWG 16; uninsulated; electro-tin plated

216-104



Item no.: 216-201

Ferrule; Sleeve for 0.5 mm² / 20 AWG; insulated; electro-tin plated

216-201



Item no.: 216-202

Ferrule; Sleeve for 0.75 mm² / 18 AWG; insulated; electro-tin plated

216-202



Item no.: 216-203

Ferrule; Sleeve for 1 mm² / AWG 18; insulated; electro-tin plated

216-203



Item no.: 216-204

Ferrule; Sleeve for 1.5 mm² / AWG 16; insulated; electro-tin plated

216-204



Item no.: 216-206

Ferrule; Sleeve for 2.5 mm² / AWG 14; insulated; electro-tin plated

216-206

Item no.: 216-301

Ferrule; Sleeve for 0.25 mm² / AWG 24; insulated; electro-tin plated

216-301



Item no.: 216-302

Ferrule; Sleeve for 0.34 mm² / 22 AWG; insulated; electro-tin plated

216-302

Locking lever



Item no.: 769-428

Locking lever

769-428



Item no.: 769-429

Locking lever

769-429



Item no.: 769-430

Locking lever

769-430



Item no.: 769-431

Locking lever

769-431



Product family

X-COM

[Learn more about the product family.](#)

[Show all products from the family](#)

Subject to changes.
